Tracing: s a t p i n

Name: Date:

1 **Start at the green dot and follow the arrow. Trace over the grey letters.**

Print



Words to trace

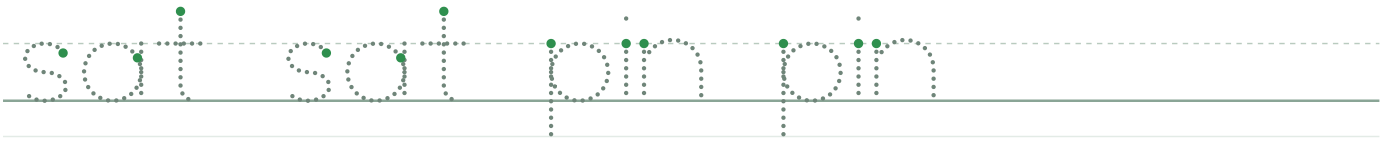

Joined

sat pin

Letters this sheet assumes: s · a · t · p · i · n

Tracing: s a t p i n

Answers

Stroke order: each number shows where a stroke starts.

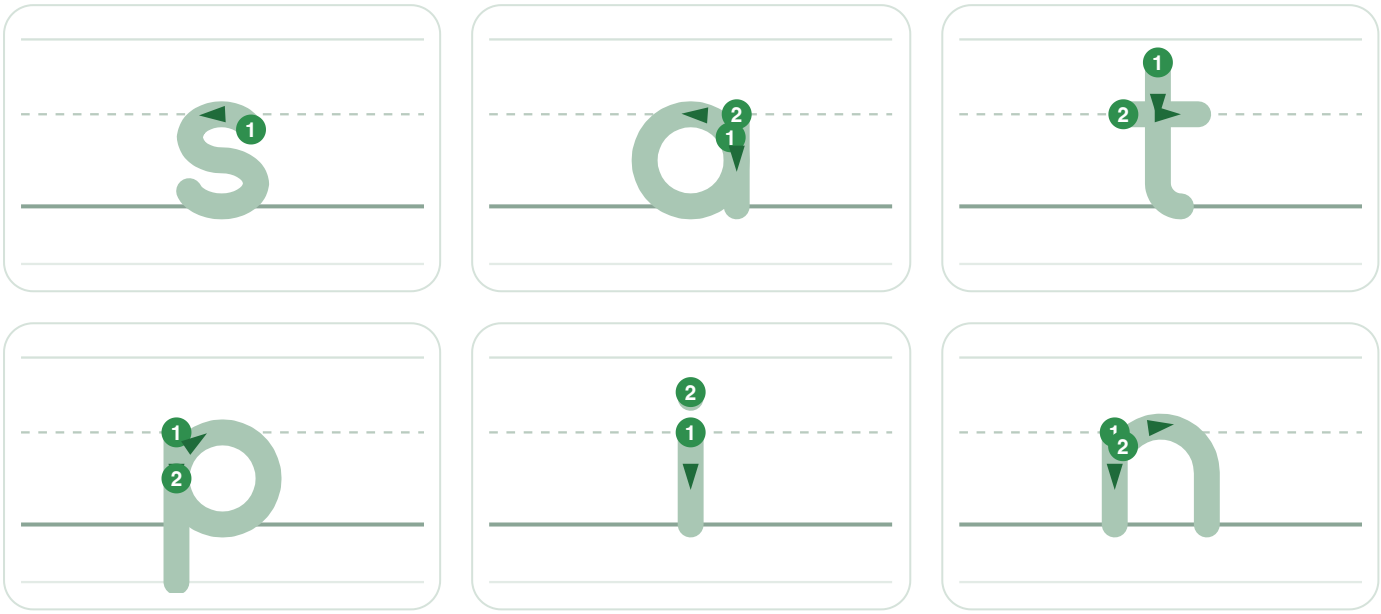

Joined model: Playwrite GB J, a typeface based on joined handwriting as taught in English schools. If your child's school uses a different model, follow the school's.

For the adult: As your child traces, ask them to say the letter's sound. A few careful letters are worth more than a full page. Afterwards, look for the letter in a book together.

Letters this sheet assumes: s · a · t · p · i · n